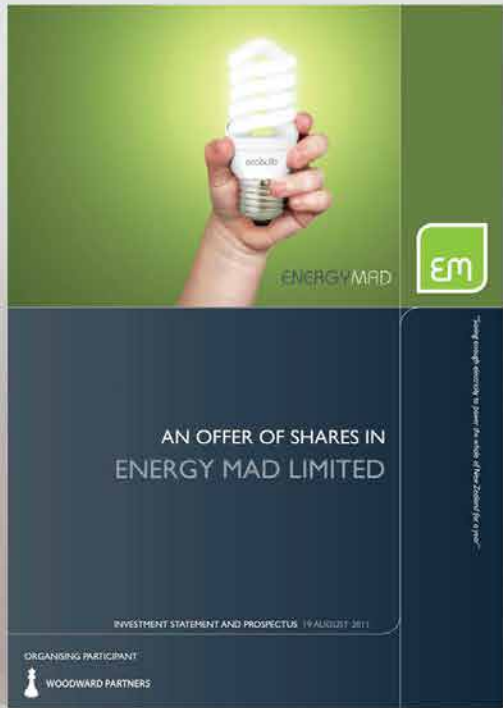




DEBBIE SCOTT

Graphic Designer

Digital Portfolio 2023



Energy Mad: IPO Document, 162 pages.



ANNUAL REPORT FOR THE YEAR ENDED 31 MARCH 2013

"Saving enough electricity to power the whole of New Zealand for a year"



STATEMENTS OF CASH FLOWS

	Group		Company	
	2013	2012	2013	2012
	Notes	2012	2012	2012
Operating activities				
Cash and cash equivalents		1,375,280		1,375,280
Change from operations		1,375,280	1,375,280	1,375,280
Cash and cash equivalents		2,750,560		2,750,560
Investing activities				
Cash and cash equivalents		1,375,280		1,375,280
Change from operations		1,375,280	1,375,280	1,375,280
Cash and cash equivalents		2,750,560		2,750,560
Financing activities				
Cash and cash equivalents		1,375,280		1,375,280
Change from operations		1,375,280	1,375,280	1,375,280
Cash and cash equivalents		2,750,560		2,750,560
Net cash inflow (outflow) from operating activities		1,375,280		1,375,280
Net cash inflow (outflow) from investing activities		1,375,280		1,375,280
Net cash inflow (outflow) from financing activities		1,375,280		1,375,280

NOTES TO THE FINANCIAL STATEMENTS

1. General information

The reporting entity is Energy Mad Limited (the "Company"), a profit-for-sale entity, incorporated and domiciled in New Zealand. The Group comprises the Company and its subsidiaries. A reporting entity for the purposes of the Financial Reporting Act 1999 will be the financial statements of the Company and its subsidiaries. The reporting entity is the International Financial Reporting Standards (IFRS) as issued by the International Accounting Standards Board (IASB) as amended, as applicable in New Zealand. The Group is a for-profit entity.

The Group's primary activity is the design, manufacture and distribution of energy-saving light bulbs and components of energy-efficient lighting.

These financial statements have been approved by the Board of Directors on 17 May 2013.

2. Statement of compliance

The consolidated financial statements for the Group and Company have been prepared in accordance with the generally accepted accounting practices in New Zealand (NZ GAAP) and the requirements of the Companies Act 1993 and the Financial Reporting Act 1999. These comply with the International Financial Reporting Standards (IFRS) as issued by the International Accounting Standards Board (IASB) as amended, as applicable in New Zealand. The financial statements also comply with the International Financial Reporting Standards (IFRS).

The following are the financial statements for the year ended 31 March 2013. The accompanying notes are an integral part of these financial statements.

3. Financial statements

The financial statements for the year ended 31 March 2013 are presented in New Zealand dollars. The financial statements are presented in New Zealand dollars unless otherwise stated.

4. Financial statements

The financial statements for the year ended 31 March 2013 are presented in New Zealand dollars. The financial statements are presented in New Zealand dollars unless otherwise stated.



ecobulb Energy Saving Lamps

Product	Power	Equivalent Incandescent	Life Span (hrs)	Energy Used (kWh)	CO2 Emissions (kg)
ecobulb 23w	23w	100w	10,000	0.1	0.05
ecobulb 20w	20w	75w	10,000	0.08	0.04
ecobulb 15w	15w	60w	10,000	0.06	0.03

ecobulb LED

- Replace 50W Halogen
- 80% more energy efficient
- 33,000 hours life expectancy
- 3 year warranty
- Cool operating temperature

HALOGEN

- 70% more power consumption
- 2000 hours life span
- No Warranty
- Runs very hot

ecobulb 6W LED

REPLACE 25W

TRAILBLAZER \$2.500 | RPL 100w \$4.95 | RPL 200w \$6.00

CURRENT WARRANTY: 10W

Current cost per hr for 33,000 hrs: \$0.07

LED cost per hr for 33,000 hrs: \$0.02

Energy Savings PER HOUR: \$0.05

NEW Ecobulb® Dimmable Downlight

- Substitutes for use with dimmers
- Can replace over 100 incandescent
- Energy saving up to 90,000 hours
- High power beam

Ecobulb® Downlight

- Replace 100w incandescent
- 33,000 hours life expectancy
- 3 year warranty
- Cool operating temperature

Product	Power	Equivalent Incandescent	Life Span (hrs)	Energy Used (kWh)	CO2 Emissions (kg)
ecobulb 23w	23w	100w	10,000	0.1	0.05
ecobulb 20w	20w	75w	10,000	0.08	0.04
ecobulb 15w	15w	60w	10,000	0.06	0.03

ecobulb LED THE FUTURE OF LIGHTING

The average NZ home spends **\$300** on lighting

Energy Saving lighting can reduce this to **\$50**

A SAVING OF **\$250** OR MORE

ecobulb 6W LED

- Replace 50W Halogen
- 80% more energy efficient
- 33,000 hours life expectancy
- 3 year warranty
- Cool operating temperature

HALOGEN

- 70% more power consumption
- 2000 hours life span
- No Warranty
- Runs very hot

REPLACE 25W

TRAILBLAZER \$2.500 | RPL 100w \$4.95 | RPL 200w \$6.00

CURRENT WARRANTY: 10W

Current cost per hr for 33,000 hrs: \$0.07

LED cost per hr for 33,000 hrs: \$0.02

Energy Savings PER HOUR: \$0.05



Ecospiral/Ecobulb: Packaging, various fliers & display stands.



Pack Tech Moulding: fake label artwork to showcase range of bottles.



PACKTECH

SUPPLIER OF CHOICE FOR QUALITY BRANDS

PACKTECH
SUPPLIER OF CHOICE FOR QUALITY BRANDS

MADE WITH 100% POST-CONSUMER WASTE

ECO RANGE CHAMBERPACK BOTTLES

CHAMBERPACK BOTTLES

The range has been developed with a view to increasing the sustainability and the all-grades plastic content of polymer used in the manufacture of these bottles. They are made from 100% recycled plastic. The polymer is obtained from our facilities, which is based on recycled plastic. It contains about 50% Recycled Plastic (RP) and 50% virgin plastic. The RP is obtained from our facilities, which is based on recycled plastic. It contains about 50% Recycled Plastic (RP) and 50% virgin plastic. The RP is obtained from our facilities, which is based on recycled plastic. It contains about 50% Recycled Plastic (RP) and 50% virgin plastic.

Characteristics	1000	500	250
Weight (kg)	1.0	0.5	0.25
Volume (L)	10	5	2.5
Height (mm)	100	50	25
Width (mm)	100	50	25
Depth (mm)	100	50	25
Material	PP	PP	PP
Color	White	White	White
Finish	Matte	Matte	Matte
Recycling Code	5	5	5

PACKTECH
SUPPLIER OF CHOICE FOR QUALITY BRANDS

FOOD PACKAGING - FLANGE LIDS & CONTAINERS

PACKTECH
SUPPLIER OF CHOICE FOR QUALITY BRANDS

Company Profile

High quality in final blowmoulding is the first production option. Our quality of the neck and rim, allows us to produce a wide range of containers for various products. We are a member of the granule MACH. This is manufacturing in. All our food packaging is FDA and EU compliant.

USA: 1-800-368-7828
USA: 1-800-368-7828

Production

Production operates 24/7 but can operate up to 24/7 if most changes in demand.

Production operates 24/7 but can operate up to 24/7 if most changes in demand.

Production operates 24/7 but can operate up to 24/7 if most changes in demand.

Partners

- Tom & Luke
- Arkona Honey Limited
- Woop
- Just
- Alma Cook
- Children's Organics
- HUGO HONEY
- Woola Foods Limited
- CCX - Pharmacia Limited
- Pharmacy who distributes Limited
- Yield Life Natural Products Limited

Packtech Moulding: Brochure design, expo banner designs, product photography

PACKTECH

SUPPLIER OF CHOICE FOR QUALITY BRANDS

For one month only an additional **5% discount** on all Pack Tech products purchased during April



- Proud to be locally made
- Comprehensive range
- Innovative concepts
- FDA Approved
- BPA Free
- Food Safety Act 2014 Compliant



Pack Tech's innovative bottle insert and syringe holder available in MAY's issue

5ml & 10ml DISPENSING KITS



- Designed for Pack Tech Moulding's (PTM) medicine bottle & the Exacta syringe
- Integrated design to reduce spillage & remain child resistant
- Keeps all dispensing equipment together
- Available from CDC/PWL & PTM
- Only compatible with Pack Tech bottles



COMPONENTS:

Bottle Insert



Syringe Holder



Exacta Syringe (5ml or 10ml)



5ml dispensing kit
10ml dispensing kit

Pharma code: 2519119
Pharma code: 2519127



10ml DISPENSING KIT



INVERT BOTTLE BEFORE REMOVING SYRINGE



- When assembled bottle remains child resistant
- Integrated design to reduce spillage
- Designed for Pack Tech Moulding's medicine bottles & the Exacta syringe



10ml dispensing kit
Pharma code: 2519127

PACKTECH

SUPPLIER OF CHOICE FOR QUALITY BRANDS

Tablet Bottles



Caps



If you are looking for any longer version, Pack Tech can assist. All bottles and caps.

Product Code Product Description Cap Size Cap Type Cap Style Cap Style

Product Code Product Description Cap Size Cap Type Cap Style Cap Style

Product Code Product Description Cap Size Cap Type Cap Style Cap Style

Product Code Product Description Cap Size Cap Type Cap Style Cap Style

Product Code Product Description Cap Size Cap Type Cap Style Cap Style

Product Code Product Description Cap Size Cap Type Cap Style Cap Style

Product Code Product Description Cap Size Cap Type Cap Style Cap Style

Product Code Product Description Cap Size Cap Type Cap Style Cap Style

Product Code Product Description Cap Size Cap Type Cap Style Cap Style

Product Code Product Description Cap Size Cap Type Cap Style Cap Style

Product Code Product Description Cap Size Cap Type Cap Style Cap Style

Product Code Product Description Cap Size Cap Type Cap Style Cap Style

Product Code Product Description Cap Size Cap Type Cap Style Cap Style

Product Code Product Description Cap Size Cap Type Cap Style Cap Style

Product Code Product Description Cap Size Cap Type Cap Style Cap Style

Product Code Product Description Cap Size Cap Type Cap Style Cap Style

Product Code Product Description Cap Size Cap Type Cap Style Cap Style

Product Code Product Description Cap Size Cap Type Cap Style Cap Style

Product Code Product Description Cap Size Cap Type Cap Style Cap Style

Product Code Product Description Cap Size Cap Type Cap Style Cap Style

Product Code Product Description Cap Size Cap Type Cap Style Cap Style

Product Code Product Description Cap Size Cap Type Cap Style Cap Style

Product Code Product Description Cap Size Cap Type Cap Style Cap Style

Product Code Product Description Cap Size Cap Type Cap Style Cap Style

Product Range Presentation



Wide Mouth Jars



Product Range Presentation

If you are looking for an off the shelf packaging solution, then Pack Tech has the answer. Pack Tech's packaging offers many benefits and will longer protect, various clear configurations (20ml, 30ml, 50ml, 100ml) and provide excellent child and tamper resistant and are cap that fits the entire bottle range.

All bottles and caps are made with HDPE and comply with FDA 21 CFR 177.1510 (a) and EU 1831/2003.

Product Code	Product Description	Cap Size	Cap Type	Cap Style	Cap Style
2100	200ml 18 Round Jar	40mm	Wide	White	White
2101	300ml 18 Round Jar	45mm	Wide	White	White
2102	500ml 18 Round Jar	55mm	Wide	White	White
2103	1000ml 18 Round Jar	75mm	Wide	White	White
2104	2000ml 18 Round Jar	100mm	Wide	White	White
2105	3000ml 18 Round Jar	125mm	Wide	White	White
2106	5000ml 18 Round Jar	150mm	Wide	White	White
2107	10000ml 18 Round Jar	200mm	Wide	White	White
2108	20000ml 18 Round Jar	250mm	Wide	White	White
2109	30000ml 18 Round Jar	300mm	Wide	White	White
2110	50000ml 18 Round Jar	350mm	Wide	White	White
2111	100000ml 18 Round Jar	400mm	Wide	White	White
2112	200000ml 18 Round Jar	450mm	Wide	White	White
2113	300000ml 18 Round Jar	500mm	Wide	White	White
2114	500000ml 18 Round Jar	550mm	Wide	White	White
2115	1000000ml 18 Round Jar	600mm	Wide	White	White
2116	2000000ml 18 Round Jar	650mm	Wide	White	White
2117	3000000ml 18 Round Jar	700mm	Wide	White	White
2118	5000000ml 18 Round Jar	750mm	Wide	White	White
2119	10000000ml 18 Round Jar	800mm	Wide	White	White
2120	20000000ml 18 Round Jar	850mm	Wide	White	White
2121	30000000ml 18 Round Jar	900mm	Wide	White	White
2122	50000000ml 18 Round Jar	950mm	Wide	White	White
2123	100000000ml 18 Round Jar	1000mm	Wide	White	White
2124	200000000ml 18 Round Jar	1050mm	Wide	White	White
2125	300000000ml 18 Round Jar	1100mm	Wide	White	White
2126	500000000ml 18 Round Jar	1150mm	Wide	White	White
2127	1000000000ml 18 Round Jar	1200mm	Wide	White	White
2128	2000000000ml 18 Round Jar	1250mm	Wide	White	White
2129	3000000000ml 18 Round Jar	1300mm	Wide	White	White
2130	5000000000ml 18 Round Jar	1350mm	Wide	White	White
2131	10000000000ml 18 Round Jar	1400mm	Wide	White	White
2132	20000000000ml 18 Round Jar	1450mm	Wide	White	White
2133	30000000000ml 18 Round Jar	1500mm	Wide	White	White
2134	50000000000ml 18 Round Jar	1550mm	Wide	White	White
2135	100000000000ml 18 Round Jar	1600mm	Wide	White	White
2136	200000000000ml 18 Round Jar	1650mm	Wide	White	White
2137	300000000000ml 18 Round Jar	1700mm	Wide	White	White
2138	500000000000ml 18 Round Jar	1750mm	Wide	White	White
2139	1000000000000ml 18 Round Jar	1800mm	Wide	White	White
2140	2000000000000ml 18 Round Jar	1850mm	Wide	White	White
2141	3000000000000ml 18 Round Jar	1900mm	Wide	White	White
2142	5000000000000ml 18 Round Jar	1950mm	Wide	White	White
2143	10000000000000ml 18 Round Jar	2000mm	Wide	White	White
2144	20000000000000ml 18 Round Jar	2050mm	Wide	White	White
2145	30000000000000ml 18 Round Jar	2100mm	Wide	White	White
2146	50000000000000ml 18 Round Jar	2150mm	Wide	White	White
2147	100000000000000ml 18 Round Jar	2200mm	Wide	White	White
2148	200000000000000ml 18 Round Jar	2250mm	Wide	White	White
2149	300000000000000ml 18 Round Jar	2300mm	Wide	White	White
2150	500000000000000ml 18 Round Jar	2350mm	Wide	White	White

If our standard range does not meet your needs, then we are happy to discuss a customised solution that is unique to your brand and product range. For more information about these products, or product data sheets, please contact our sales team.





Packteck Moulding: Product photography for ads, magazines, fliers, banner and web use

SENSATIONAL SNOW

WWW.SKISELWYNSIX.CO.NZ

CHEESEMAN | BROKEN RIVER | CRAIGIEBURN
MT OLYMPUS | PORTERS | TEMPLE BASIN

Discover our world on your doorstep!



SENSATIONAL SNOW

WWW.SKISELWYNSIX.CO.NZ

PORTERS Closest Ski Area to Christchurch, kids under 12 ski for free with any full day adult lift pass purchased and children under seven always ski for free!! With a short access road, fantastic learner slopes and mountain terrain for experts – everything is here for you at Porters.

CHEESEMAN Well-known for its friendly and relaxed culture and fun, family environment. The mountain features groomed runs and off-piste terrain, catering for all abilities.

BROKEN RIVER Fantastic terrain for all levels, on-mountain accommodation, uncrowded powder basins and loaded chutes.

CRAIGIEBURN VALLEY SKI AREA Located in the heart of New Zealand's Southern Alps and perfect for advanced or expert riders. Steep narrow chutes, wide-open powder bowls, uncrowded runs or just a place to take it easy in the awesome vista of the Craigieburn Range.

MT OLYMPUS A field with plenty of character and only two hours drive from Christchurch, Mt Olympus is perfect for those who enjoy untracked slopes, narrow chutes or deep powder basins.

TEMPLE BASIN Surrounded by the beauty of Arthur's Pass National Park and offers wonderful snow and fantastic conditions.



SENSATIONAL EVENTS

www.sensationalselwyn.co.nz



With venues for 1 - 1000, an array of exciting activities and stunning scenery starting at just 20 minutes from Christchurch International Airport, the Selwyn District is the perfect location to host your next event.



DISCOVER OUR WORLD ON YOUR DOORSTEP!



Sensational Selwyn Walking & Biking Guide



www.sensationalsewyn.co.nz



Walking & Biking Guide

CONTENTS

WALKING & TRAMPING TRACKS

ARTHUR'S PASS AREA

WALKING TRACKS	Distance
Footprint Natural Walk	4
Otara Nature Walk	4
1 Day Massie Walking Track	10
Mt Pleasant Walk	10
1 Day Cora's Road	10
Arthur's Pass Historical Walk	10
Arthur's Pass Mountain Walk	10
Arthur's Pass Walking Track	10

TRAMPING TRACKS

Bush Walk	10
1 Day Mt Pleasant/Waikare	10
Waikare Walk	10
Waikare River	10
Carroll Hill	10
Kaitake Hill	10
1 Day Waikare - Upper Seville	10
Waikare Hill	10
1 Day Waikare	10
Waikare Basin	10
1 Day Waikare	10

ROUTES

Arthur's Pass - Cross Hill	10
Langmuir Hill	10
1 Day Seville - Upper Seville	10
1 Day Seville - Upper Seville	10
1 Day Seville - Upper Seville	10
1 Day Seville - Upper Seville	10
1 Day Seville - Upper Seville	10
1 Day Seville - Upper Seville	10
1 Day Seville - Upper Seville	10
1 Day Seville - Upper Seville	10

SOUTH BRIDGE & LINCOLN AREA

WALKING TRACKS	Distance
1 Day Seville	10
1 Day Seville	10
1 Day Seville	10
1 Day Seville	10
1 Day Seville	10
1 Day Seville	10
1 Day Seville	10
1 Day Seville	10
1 Day Seville	10

LAKE MISERY FOREST, CHATEAU HILL, HORNDALE FOREST

TRAMPING TRACKS

1 Day Seville	10
1 Day Seville	10
1 Day Seville	10
1 Day Seville	10
1 Day Seville	10
1 Day Seville	10
1 Day Seville	10
1 Day Seville	10
1 Day Seville	10

WALKING TRACKS

1 Day Seville	10
1 Day Seville	10
1 Day Seville	10
1 Day Seville	10
1 Day Seville	10
1 Day Seville	10
1 Day Seville	10
1 Day Seville	10
1 Day Seville	10

LAKE COLLENDRA AREA

WALKING TRACKS	Distance
1 Day Seville	10
1 Day Seville	10
1 Day Seville	10
1 Day Seville	10
1 Day Seville	10
1 Day Seville	10
1 Day Seville	10
1 Day Seville	10
1 Day Seville	10

SPRINGFIELD, BARFIELD, RIVER, CLENTWELL AREA

1 Day Seville	10
1 Day Seville	10
1 Day Seville	10
1 Day Seville	10
1 Day Seville	10
1 Day Seville	10
1 Day Seville	10
1 Day Seville	10
1 Day Seville	10

BIKING TRACKS

LAKE COLLENDRA AREA

1 Day Seville	10
1 Day Seville	10
1 Day Seville	10
1 Day Seville	10
1 Day Seville	10
1 Day Seville	10
1 Day Seville	10
1 Day Seville	10
1 Day Seville	10

SEVILLE AREA BIKING TRACKS

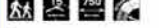
1 Day Seville	10
1 Day Seville	10
1 Day Seville	10
1 Day Seville	10
1 Day Seville	10
1 Day Seville	10
1 Day Seville	10
1 Day Seville	10
1 Day Seville	10

ICONS KEY:



ARTHUR'S PASS AREA

DOBSON NATURE WALK



This track is located on the summit of Arthur's Pass and offers a good introduction to the sub-alpine and alpine plants of this area, and stunning views of the surrounding mountains. The alpine flowers are in bloom from November to February. An excellent self-guided booklet about the different native plants and their habitats is available from the Arthur's Pass Visitor Centre.

- 15 minutes, 750m. Gentle walking on well-formed tracks.
- The track starts at the Temple Basin carpark, crossing the main road about 200m from the carpark.
- Closest town: Arthur's Pass.



LAKE MISERY WALKING TRACK



This link track turns off the Dobson Nature Walk and goes through the Otara Valley Track when Lake Misery is low (when the lake is high the boardwalk is under water). Walk through tall red tussock to the Otara Valley Track, through either the footbridge, or down to the car park on State Highway 73.

- 20 minutes, 1km. Gentle walking on well-formed tracks.
- The track starts off the Dobson Nature Walk.
- Closest town: Arthur's Pass.

ARTHUR'S PASS AREA

ARTHUR'S PASS HISTORICAL WALK



This leisurely, easy walk takes you around Arthur's Pass village to historic sites. At each site, photographs show how the village was in the early 1900s. A pamphlet for this walk is available from the Arthur's Pass Visitor Centre.

- 1.5 hours return. Gentle walking on well-formed tracks.
- Start at the Visitor Centre.
- Toilets at Visitor Centre.
- Closest town: Arthur's Pass.



ARTHUR'S PASS WALKING TRACK



This new walk linking a series of tracks now provides the chance to travel from Arthur's Pass village to view the Dobson Memorial at Arthur's Pass Summit. The walk presents the best of wetlands and rich history, interspersed with stunning views of the mountains. The track gradient is generally gentle, with some steep steps either side of Birdal Veil Creek.

- 1 hour 20 minutes one way, 3.4km. Gentle walking on well-formed tracks.
- Start at the Punchbowl, Bealey Chalm (Jacks Hut) or Temple Basin car park to walk all or part of it.

MILLENNIUM WALK



This short walk, part of which is suitable for prams, goes through a little stone bridge where you can see Australia's Cool Waterfall. Small trout are often seen from the historic bridge. From here, a steeper section leads to a viewing platform closer to the waterfall.

- 10 minutes return. Gentle walking on well-formed tracks.
- Start beside the Visitor Centre.
- Closest town: Arthur's Pass.

OLD COACH ROAD



This pleasant forest walk follows a gently-graded section of the century-old coach road and leads back to the shelter on a more recent track. The coach road was cut into the hillside to avoid the Bealey riverbed, which is prone to floods. Sections of old rock-walling are still visible along one part of the track. It is suitable for all-terrain baby buggies. At the northern end of the track there is a rope handrail. This can be used for guidance, so visitors may shut their eyes and use their other senses to move through the forest.

- 30 minutes return, 1.1km. Gentle walking on well-formed tracks.
- Starts and finishes near Greynois Shelter, 6 km south of Arthur's Pass village.
- Closest town: Arthur's Pass.



BEALY VALLEY



This track follows a short section of the Arthur's Pass Walking Track before branching off to cross Bealey Chalm—a narrow channel where the river cascades over huge boulders. For stunning views of Mt Rolleston/Kaitiata, continue on for a couple of minutes, climbing a hill to a snowgrass clearing. The track re-enters the beech forest and ends at Bealey River.

- 10 minutes return (to Bealey Chalm). 10 mins return (to Chalm). 2 mins return (to track end). Gentle walking on well-formed tracks.
- Start at the carpark 2km North of Arthur's Pass Village on State Highway 73.
- Closest town: Arthur's Pass.
- The Upper Bealey valley is subject to avalanche hazard in winter. Please heed the warning signs.

DEVILS PUNCHBOWL WATERFALL



The most popular walk in Arthur's Pass. The track goes up the side of the Bealey River and over two footbridges before zig-zagging up the steep mountain through beech forest to the waterfall's base. The top of this spectacular fall (131 metres) can be seen from the main road, but a walk to the base of the waterfall is well worth doing.

- 1 hour return, 2km return. Gentle walking on well-formed tracks.
- A signpost just north of Arthur's Chalm points to the carpark where the walk starts. Returns the same way.
- Closest town: Arthur's Pass.



ARTHUR'S PASS AREA

Sensational Selwyn Darfield Walks

www.sensationalsewyn.co.nz

Sensational Selwyn Wedding Venues

www.sensationalsewyn.co.nz

Sensational Selwyn Camping

www.sensationalsewyn.co.nz

Sensational Selwyn Conference & Events

www.sensationalsewyn.co.nz

SELWYN FOOD & WINE TRAIL

www.selwynfoodandwinetrail.co.nz

*Fresh Flavours -
Authentic Experiences*

Darfield Town Walks

With walking paths and trails on the town's main roads, the green parks and the scenic hills, you can walk to approximately 100km.

Walkway A

Walkway B

*Sensational Selwyn
Darfield Walks*

www.sensationalsewyn.co.nz

Walking & Biking Guide

CONTENTS

- 1. **WALKING & BIKING GUIDE**
- 2. **WALKING & BIKING GUIDE**
- 3. **WALKING & BIKING GUIDE**
- 4. **WALKING & BIKING GUIDE**
- 5. **WALKING & BIKING GUIDE**
- 6. **WALKING & BIKING GUIDE**
- 7. **WALKING & BIKING GUIDE**
- 8. **WALKING & BIKING GUIDE**
- 9. **WALKING & BIKING GUIDE**
- 10. **WALKING & BIKING GUIDE**

Sensational Selwyn Walking & Biking Guide

www.sensationalsewyn.co.nz

Sensational Selwyn Snow

www.sensationalsewyn.co.nz

Selwyn District Council: Various Brochures

PLANT PEST
Old man's beard

What does it look like?
Invasive-looking vine
Yellow stems
Lush green, woody stems and small, round, yellow flowers in clusters
Leafy weed looks like yellow nettle leaves

Why is it a problem?
Old man's beard is a rapidly growing vine which forms a dense mat of vegetation, smothering native plants and trees, and blocking light, soil and water to other plants.

Control
Spot treatments to the ground
Prevent further spread
Remove all stems prior to disposal
Do not compost stems
Do not use stems for mulch
Do not use stems for firewood
Do not use stems for animal feed

A threat to Canterbury's environment.

For more information on this and other pests check: www.ecan.govt.nz

Environment Canterbury Regional Council
Canterbury's Natural Heritage

PLANT PEST
Darwin's Barberry

What does it look like?
Shrubby (or tree-like) shrub up to 4m tall
Reddish-brown bark
Yellow flowers
Reddish-brown bark
Yellow flowers
Reddish-brown bark
Yellow flowers

Why is it a problem?
Darwin's barberry is an aggressive, fast-growing shrub that forms a dense mat of vegetation, smothering native plants and trees, and blocking light, soil and water to other plants.

Control
Spot treatments to the ground
Prevent further spread
Remove all stems prior to disposal
Do not compost stems
Do not use stems for mulch
Do not use stems for firewood
Do not use stems for animal feed

A threat to Canterbury's environment.

For more information on this and other pests check: www.ecan.govt.nz

Environment Canterbury Regional Council
Canterbury's Natural Heritage

Canterbury's Waste and Environmental Management Team

Banks Peninsula Water Zone Committee

A note from the chair

Regional Stormwater Forum 2014 to 2016
Urban stormwater quality challenges continue (draft)

Canterbury Water

Kalkōura Zone Committee
Community Newsletter
Spring 2015

Show your love for the Lyell - community planting day

What is happening with our wetlands?

Water quality in Walkōura / Lyell Creek

Release of 12,000 salmon smolt in local rivers

Environment Canterbury

Environment Canterbury

Raranga

Move In Guide
Part 1: Pre-Move

700 Tuam Street

Facilitating sustainable development in the Canterbury region.

Nassella News

Comment from the Chair

Monitoring the Ecoside

Health and safety

Environment Canterbury

Canterbury Water

A community perspective
the Canterbury Water Management Strategy

February 2012

Environment Canterbury

Tuia

Tuia - standing shoulder to shoulder
Environment Canterbury and Ngāi Tahu

February 2012


Environment Canterbury

Water quality in Walkōura / Lyell Creek
see inside >>

Release of 12,000 salmon smolt in local rivers

Environment Canterbury

Environment Canterbury: Various print projects for Pests, Parks & Water Management.



C3 Church Christchurch: event media for print/web/projected/ads, signage and banners, community newsletters and brochures.

ST MARTINS
CHURCH 

CHURCH APP



In the App Store or Play Store
find and install
'St Martins C3' App
Or scan the QR code

